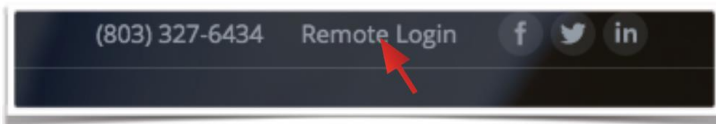
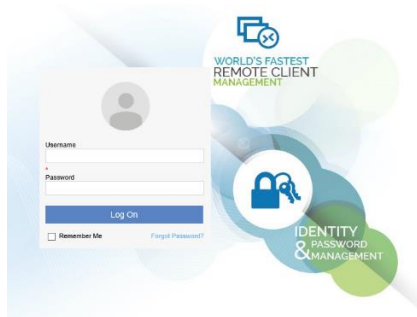


## How to use TechSeven Remote Access:

1. Contact our team for unique login credentials.
2. Go to [techsevenpartners.com](http://techsevenpartners.com) and at the top right corner of the homepage, you will see a *remote login* link. See picture below:



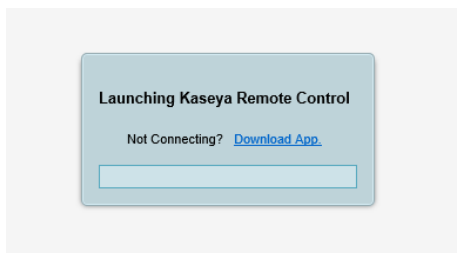
3. Click this link to be directed to the remote access login page. See picture below:



4. You will then enter the credentials supplied by TechSeven Partners.
5. You are now in the TechSeven remote access page. You should see this:



6. Click the icon above and you will be prompted to download and follow the prompts to successfully install the application on your computer. This application will only need to be downloaded once per computer to gain remote access. See picture below:



7. Once downloaded, click the icon from step 5 once more to gain immediate access.

**Please call TechSeven Partners at 803-327-6434 if you have any questions**